

EMBROIDERY SOFTWARE



TAJIMA **DG** | BY PULSE

creative personalization



DG¹⁶

TAJIMA DG | BY PULSE

creative personalization

Unleash your creativity with Tajima DG16 by Pulse! DG16 offers more ways to creatively personalize products than ever before. Make any design uniquely your own with new fonts, features, stitch types and editing tools.



What to Look for in Embroidery Software...

- **True Vector Based Embroidery**
Embroidery from vectors is the fastest and easiest way to create a high-quality design. The ability to convert artwork into stitches quickly is a must for any level of embroiderer. Only DG16 uses true vector technology to preserve colors and create the fewest vector points possible for an easy conversion.
- **Superior Stitch Quality**
DG leads the industry in stitch quality. Your reputation and productivity both rely on the quality of your work, which is why we are committed to bringing you the highest stitch quality available.
- **Technical Leadership**
Since 1982, Pulse has been a leader in driving apparel decoration technology. We are using the latest technology to deliver new features like PulseCloud's online designer, Tajima machine integration and one click conversion.
- **Top of the Line Support**
Getting help when you need it is crucial to ensuring that your operation runs smoothly. Pulse and our network of distributors are here to help with training or with support issues through email, blogs, videos and social media channels.



Software to
Personalize
Anything!

www.pulsemicro.com



All levels of DG16 include the following essential features...

- Over 170 high quality fonts with closest point connection.
- Merge embroidery designs with advanced lettering and monogramming.
- One design window with outlines and stitches using the powerful .pxf format.
- Open and save to all popular embroidery formats.
- Reading and writing of all popular embroidery formats.
- Direct connection to Tajima, Barudan, Brother, SWF and ZSK embroidery machines.
- Exclusive support for Tajima LAN-enabled embroidery machines.
- Customized settings recipes for sewing on specific fabrics.
- Edit designs by resizing, rotating or skewing.
- Stitch by stitch editing.
- Printed worksheets with barcodes and design information.
- Draw Ribbon navigates a realistic simulation of stitches.
- Increase production efficiency with barcoding and Design Spooler.
- Multiple thread palettes that are customizable.
- Online help and social media support.
- Exclusive access to PulseToday page.
- Extensive hoop library.
- Real time machine status and production reporting.
- DrawFusion with Corel Draw
- Access to PulseCloud.



Maestro

THE MOST POWERFUL EMBROIDERY DESIGN PACKAGE AVAILABLE

Advanced vector functions, productivity enhancing features, and specialty stitch effects.



Artist Plus

CREATE EXPRESSIVE EMBROIDERY WITH PRECISION AND SPEED

Intricately detailed design effects and special artistic options.



Illustrator Extreme

ADVANCED FEATURES AND STITCH EFFECTS FOR CREATING PREMIUM EMBROIDERY

Enhanced Drawing tools for a full digitizing experience.



Creator

EVERYTHING A NEW EMBROIDERER NEEDS TO BE SUCCESSFUL

Advanced lettering and the ultimate editing and networking software.



Composer

PERSONALIZATION WITH LETTERING AND OUTLINES

Over 170 Pulse fonts with detailed individual letter editing.



What's New in DG16

Tajima DG16 by Pulse is packed with powerful new features to enhance your ability to personalize designs...




One Click Conversion

Right click on icons to instantly convert segments into different stitch types.



Rounded Corner

Click and drag any number of corners to make them rounded.



New PulseCloud Designer

All-new freeform designer in a browser with endless creative possibilities on any device..



Create Boundary

Outline an entire shape or multiple shapes and convert the outline into any type of segment.



Drag Anchor Path

Quickly digitize logos and letters by dragging paths



Sequin Paintbrush

Click and drag across an area of sequins to change the color or style.



Combine and Join

Digitize a portion of a shape and easily mirror it into one closed segment.



New Fonts

Fifteen new standard fonts available to all levels..



Personalization Toolbar

ColorIT, WordIT and Emoji tools for creative and unique designs.



Store up to 100,000 designs and share them with friends and customers on social media with your PulseCloud account. You can also use PulseCloud to check on your machine status and productivity while you're away from the production floor.

Take your designs online with the brand-new PulseCloud designer, enabling you to create original designs or edit existing designs directly from your mobile device.

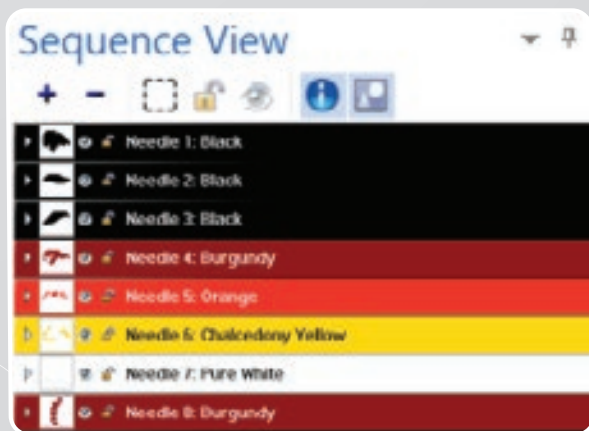


Composer
PERSONALIZATION WITH LETTERING AND OUTLINES

Over 170 Pulse fonts with detailed individual letter editing.



Monogram Wizard



Sew Sequence

- **True Type Font to Satin**
Convert any True Type font to satin or another available stitch type to instantly expand your lettering offerings.
- **Start Lock Stitches Inside for Text**
Place lock stitches inside text segments to make them invisible.
- **Individual Letter Editing/Colors**
Rotate, resize, skew and change the color of individual letters in one text segment.
- **DrawFusion**
Combines the drawing power of Corel Draw with the stitch generation of DG in one window. Make changes to one, and they will be updated in the other.
- **Save Presets**
Save your favorite settings for any stitch type and access them quickly and easily without having to remember them all.
- **Monogram Wizard**
Select your letters, orientation, scale, font, frame and décor and DG will automatically create a beautiful monogram design.
- **Adjust Sew Sequence**
Click and drag from the sequence view to change the order in which your design is stitched.
- **Fabric Recipes**
Preinstalled settings to have the ideal underlay, density and push/pull compensation for different fabrics.




Creator

EVERYTHING A NEW EMBROIDERER NEEDS TO BE SUCCESSFUL


Advanced lettering and outline editing with standard digitizing tools.



Satin Path



Vector Import



Slice



Complex Fill with Holes

- **Auto Trace**

Easily convert images to Bezier curves and then into any available stitch type for rapid design creation.

- **Pen Tool**

Create shapes quickly and freely with this user-friendly drawing mode.

- **Satin Path**

Create beautiful satin stitches simple by defining a shape and assigning a stitch direction.

- **Complex Fill with Holes**

DG will intelligently place stitches around void areas, preserving holes and creating flawless embroidery.

- **Run Stitch**

Create outlines, lettering and borders with different types of run stitches including bean.

- **Slice Tool**

Slice satin segments for greater control over angle lines and stitch directions of closed and difficult shapes.

- **Unlimited Conversions**

Convert segments between different stitch types without restriction.

- **Vector Import**

Import artwork from Adobe Illustrator© and Corel Draw© and paste them directly into DG while preserving vector points and colors.



Illustrator Extreme

ADVANCED FEATURES AND STITCH EFFECTS FOR CREATING PREMIUM EMBROIDERY


Enhanced drawing tools for a full digitizing experience



Auto Color Blend



Branching



Remove Overlaps



Rounded Corner Tool

- **Auto Color Blend**

Easily blend any two stitch colors together to create beautiful effects.

- **Branching**

Digitize complex shapes while DG takes care of sequencing to reduce travel runs, jumps and trims.

- **Remove Overlaps**

Remove overlapping stitches to avoid layering and costly production issues.

- **Automatic Overlap**

Easily create overlaps on satin segments according to start and stop points.

- **Programmed Runs and Fills**

Create linear and fill effects that add originality to your designs including over 180 programmed patterns or create your own.

- **Graduated Density**

Create interesting effects by defining different densities in one segment.

- **Rounded Corner Tool**

Click and drag any number of corners in a design to make them rounded.

- **Snap to Artwork**

Automatically snap the outlines of your design to the artwork you loaded.



Artist Plus

CREATE EXPRESSIVE EMBROIDERY WITH PRECISION AND SPEED


Intricately detailed design effects and special artistic options




Wave Fill



Line Carving



Custom Cornering



Radial Fill Tool

- **Wave Fill**

Give a realistic look to plant and animal designs with this new feature.

- **Line Carving**

Add 3D effects to designs while reducing overall stitch counts.

- **Radial Fill Tool**

Reposition the center point of segments and watch stitches radiate outwards from that point.

- **Programmed Pattern Editor**

Take your control to the next level by editing existing programmed patterns for your desired look and feel.

- **Custom Cornering**

Corners can be adjusted to different corner types with a simple click of the mouse, making high quality professional results easy to achieve.

- **Region Carving**

Create a region within a segment with different properties and patterns than the fill background.

- **Elastic and Turning Stitch Effects**

With turning, the pattern turns along the specified angle line and with elastic, the pattern is stretched to fit the width of the column.

- **Fix Gap Setting**

Adds stitches to the ends of branched segments that will cover areas where a gap is present.



Maestro

THE MOST POWERFUL EMBROIDERY DESIGN PACKAGE AVAILABLE


Advanced vector functions, productivity enhancing features, and specialty stitch effects.



Complex Fill Modifier



Spiral Fill



Complex Satin



Auto Kerning Wizard

- **Complex Fill Modifier**

Modify a complex fill by adding an area within the fill that has a different fill type or properties.

- **Spiral Fill**

Use this feature to add a unique and customizable spiral element to any design.

- **Complex Satin**

This is a new advanced stitch type that allows for gaps in satin shapes.

- **Cascade Stitch**

Useful in designs where an aesthetic hand sewn look is desired.

- **Fur Stitch**

This stitch type creates layers and adds randomness to mimic animal fur

- **Create Programmed Patterns**

Use your creativity to prepare unique programmed fill patterns that you can use to truly make a design your own.

- **Auto Kerning Wizard**

A new tool to quickly adjust font kerning.

- **Fractal Fill**

Keep stitch count low as randomly placed run stitches stylishly cover large areas of a design.



Fractal Fill

Pulse Fonts

DG16 offers an extensive collection of professional-quality embroidery fonts. Whether you're adding lettering to an existing design, or digitizing a logo, you will find what you need from Pulse's hundreds of exquisite fonts. Each Pulse font has been expertly digitized with satin stitches to create flawless lettering. These fonts are scalable and include a myriad of special and international characters to be easily customized for any design.



Block Fonts



Fancy Fonts



Image Fonts



Monogram Fonts



Script Fonts

Embroidery (i²)


Create embroidery inside popular graphics programs

Embroidery i2 is a revolutionary software plugin that lets you create embroidery designs inside of CorelDraw© and Adobe Illustrator©. Draw or open a vector file, assign it a stitch effect, adjust embroidery parameters and you're ready to sew.

Embroidery i2 works on both MAC and PC systems and creates top quality stitching. The learning curve is short and minimal training is required so there's no need to struggle with independent software packages or be bothered by vector compatibility issues.



Options



Sequin

Creating sequin designs has never been easier. Simply draw or import artwork and convert it to a sequin segment. The sequin tool allows you to digitize for sequin as easily as you would for a run stitch. Make your sequin design unique with 12 different sequin styles and a variety of settings to determine the size and spacing of sequins.

Sequin enthusiasts will enjoy the set of 4 specially punched sequin fonts (2 block and 2 script). Add automatic borders to create interesting effects and redefine your sequin lettering.

Sequin fill will take the outlines you draw and automatically and intelligently fill them with sequins while preserving holes. This can be used with wave fills for a stunning sequin effect.



Chenille

With the Chenille option you can apply lattice, spiro, moss or chain walk to any segment and quickly transform it into creative chenille embroidery. Automatic sequencing of chains and mosses for shapes with holes minimizes travel stitches and cleans up your design for optimal machine operation.



Taping, Cording, Coiling

Taping, cording and coiling are unique embroidery effects created using special embroidery heads available only on some Tajima machines. The embroidery head will twist the upper and lower threads together to create a special coiling stitch. These effects have been made easy with DG16, eliminating hours of manual effort. No need for detailed stitch editing to set up machine commands, now you can work in outline mode instead.



Head Grouping

Head grouping is applied when sewing very large embroidery designs with a multi-head machine. This tool can be useful for curtains, tablecloths, bedcovers and sarees. The software assigns each of the individual heads to sew out a different part of the design. Save time and eliminate errors by setting up large embroidery projects in minutes instead of hours.

Networking

Only DG16 provides exclusive support for Tajima LAN-enabled embroidery machines including displaying messages on the controller and setting the maximum machine speed. You can send designs to the machine without the need to manually program the needle sequence.



Why Network Your Machines?

- It's faster, significantly reducing downtime between jobs
- Increase productivity and efficiency
- All your designs are available in one place
- Secure and backup your designs
- Machine frame moves to correct position automatically
- Display instructions on the control panel screen
- Machine speed and needle bar order set automatically from the design
- Download the next design in the queue automatically
- Real time production status
- Analyze efficiency of operators, machines and designs
- Eliminate use of Diskettes or USBs for design transfer

Barcode Scanning

Design transfer and networking is even more efficient with a barcode scanner. Implementing a barcode scanning system for loading designs will save time and reduce production errors. You can pull designs directly from a folder, or print a page with many barcodes for mass personalization projects.

ID/Design	Personalizations	Status	Bar Code
1 	Brady(Red)	Submitted	
2 	Manning(Orange)	Submitted	
3 	Wilson(Jungle Green)	Submitted	
4 	Rodgers(Green)	Submitted	
5 	Brees(Black)	Submitted	

